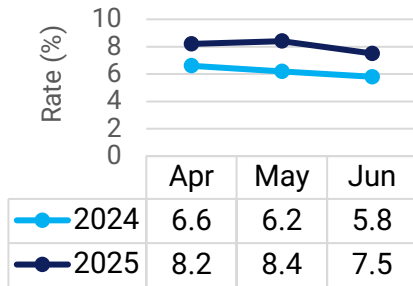


# Barrie Economic Overview

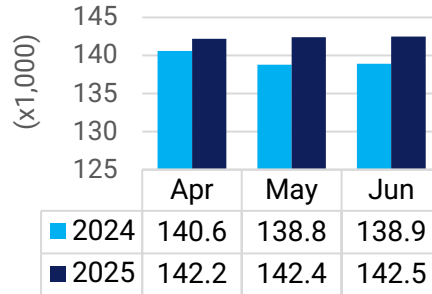
## 2025 Q2

### Barrie CMA Labour Force

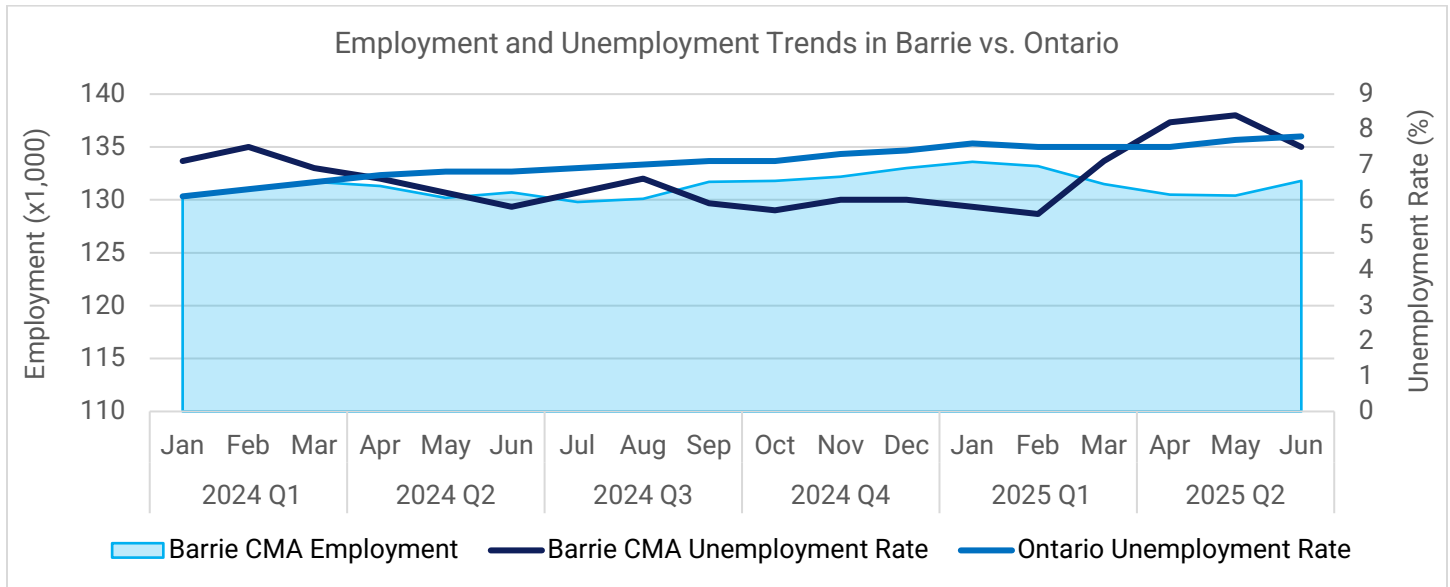
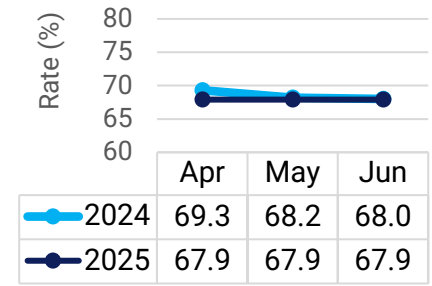
#### Unemployment Rate



#### Labour Force



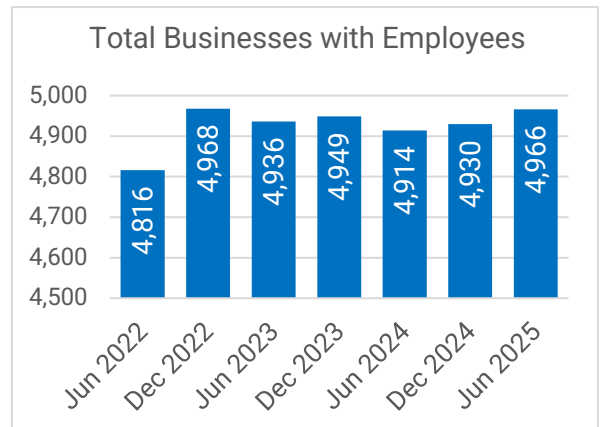
#### Participation Rate



Source: Statistics Canada, Labour force characteristics, three-month moving average, seasonally adjusted

### Barrie Business Counts

Count Type	Jun 2024	Dec 2024	Jun 2025	YOY change Jun-24 to Jun-25	
				count	%
<b>Businesses with Employees</b>	4,914	4,930	4,966	↑ 52	1.1%
<b>1 to 9 Employees</b>	3,482	3,477	3,504	↑ 22	0.6%
<b>10 to 99 Employees</b>	1,343	1,356	1,368	↑ 25	1.9%
<b>100 to 499 Employees</b>	81	89	86	↑ 5	6.2%
<b>500+ Employees</b>	8	8	8	↔ 0	0%



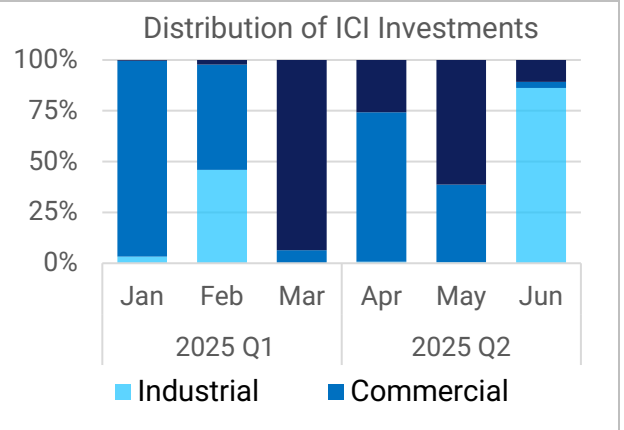
Source: Statistics Canada, Canadian Business Counts (census subdivisions)

# Barrie Economic Overview

## 2025 Q2

### Building Construction Values

Building Type	2024 Q2	2025 Q2
Industrial	\$ 3,248,189.00	\$ 45,423,965.25 ↑
Commercial	\$ 27,570,653.00	\$ 44,737,970.78 ↑
Institutional	\$ 34,202,377.00	\$ 73,410,167.37 ↑
Residential	\$ 85,517,574.39	\$ 167,464,985.32 ↑
All other	\$ 1,071,215.00	\$ 1,652,897.48 ↑
<b>Total</b>	<b>\$ 151,610,008.39</b>	<b>\$ 332,689,986.20 ↑</b>

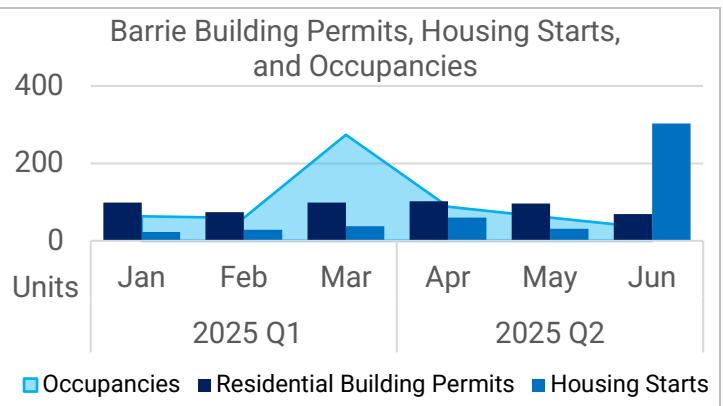


Source: City of Barrie's Building Report

### Barrie Housing Market



	2024 Q2	2025 Q2
Building Permits Issued	361	267 ↓
Housing Starts	165	394 ↑
Occupancies	461	181 ↓
Housing Sales	654	545 ↓
Active Listings	2,139	2,929 ↑
Average Home Price	\$777,482	\$726,478 ↓

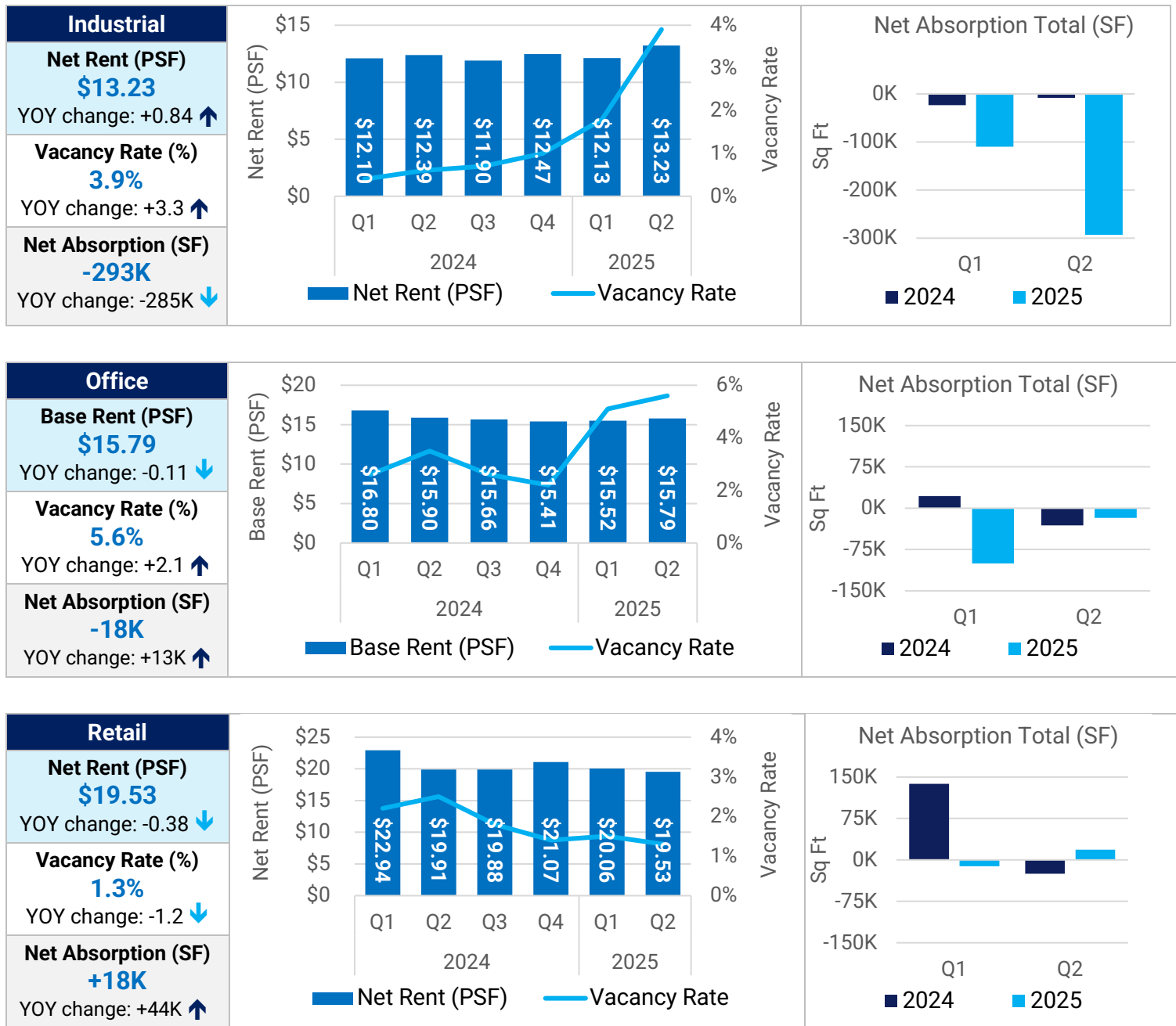


Source: City of Barrie's Building Report and BDAR Statistics

# Barrie Economic Overview

## 2025 Q2

### Barrie Commercial Market



Source: CoStar Analytics (August 2025)

# investbarrie



## Get in Touch

Invest Barrie can introduce you to the resources you need to achieve your business goals.

InvestBarrie

[investbarrie.ca](https://investbarrie.ca)

705-728-9850

[invest@barrie.ca](mailto:invest@barrie.ca)