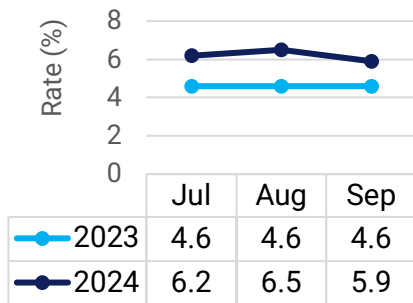


# Barrie Economic Overview

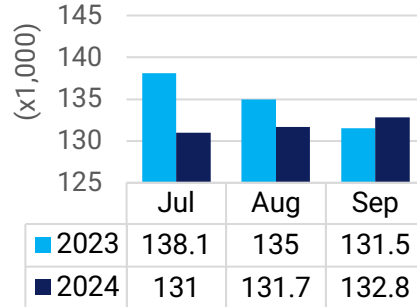
## 2024 Q3

### Barrie CMA Labour Force

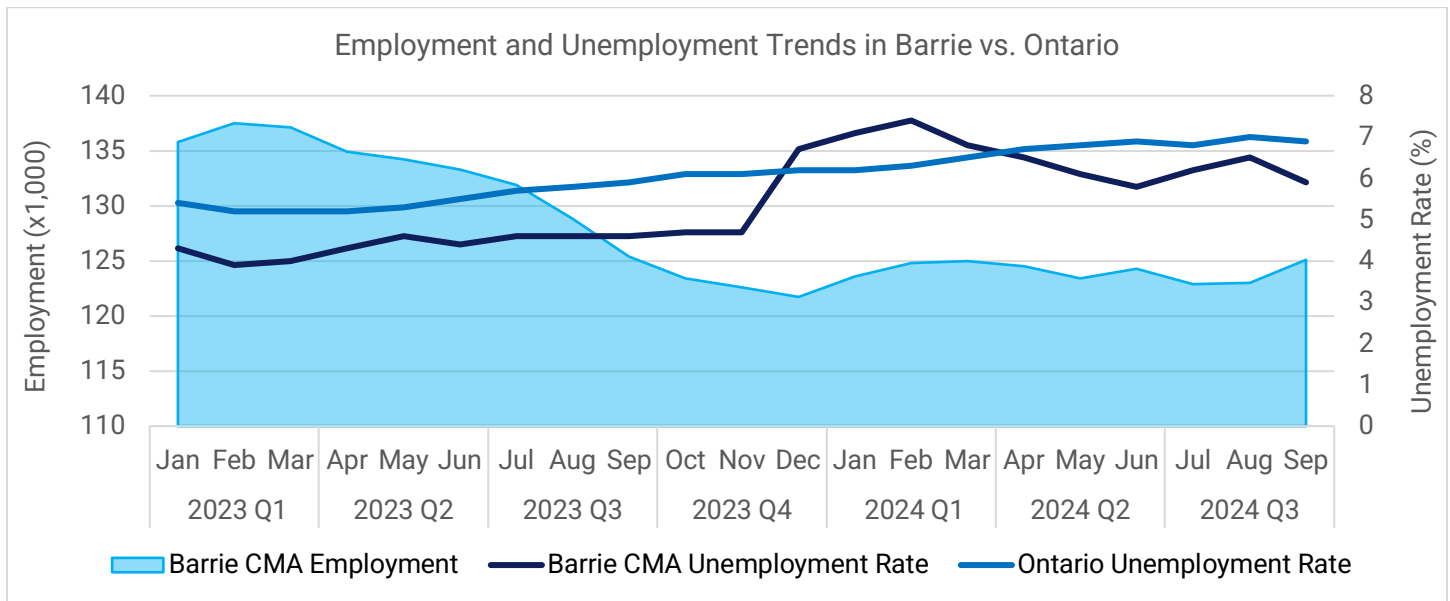
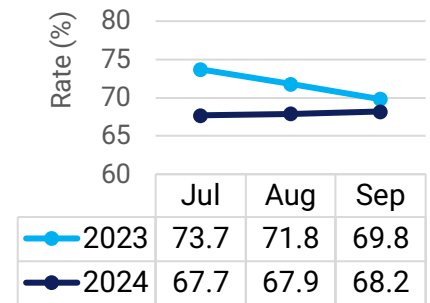
#### Unemployment Rate



#### Labour Force



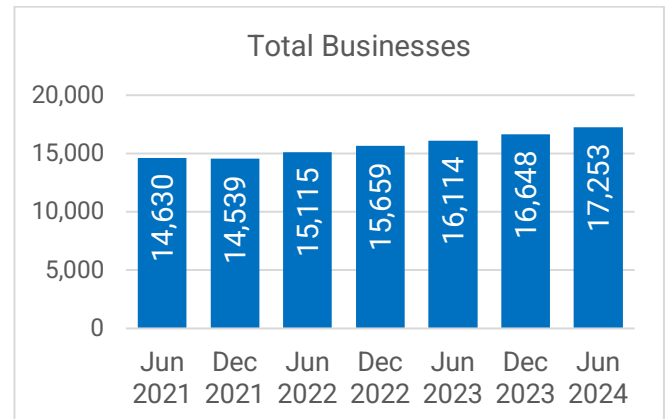
#### Participation Rate



Source: Statistics Canada, Labour force characteristics, three-month moving average, seasonally adjusted

### Barrie Business Counts

Count Type		Jun 2024	Dec 2023
Total Businesses	↑	17,253	16,648
Businesses with Employees	↓	4,914	4,949
1 to 9 Employees	↓	3,482	3,514
10 to 99 Employees	↑	1,343	1,338
100 to 499 Employees	↓	81	90
500+ Employees	↑	8	7



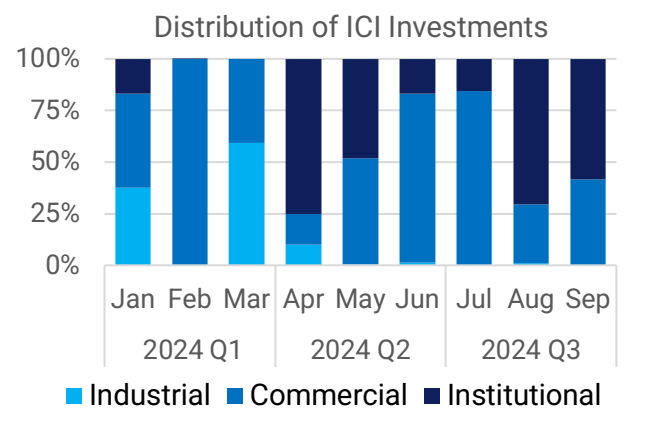
Source: Statistics Canada, Canadian Business Counts (census subdivisions)

# Barrie Economic Overview

## 2024 Q3

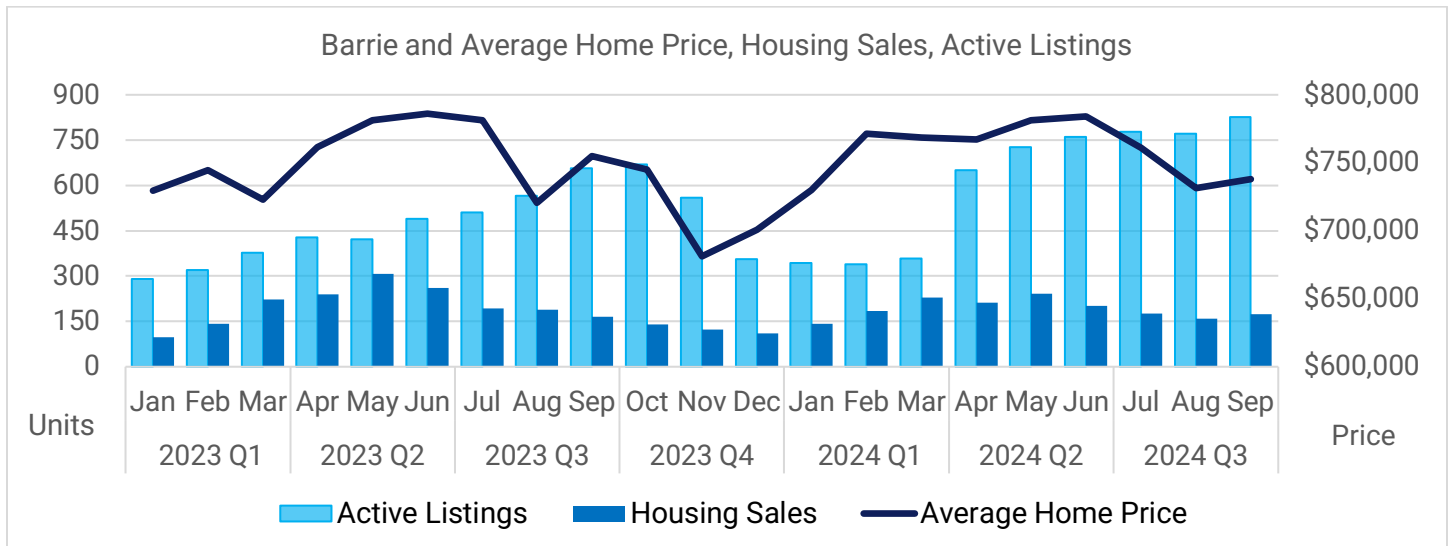
### Building Construction Values

Building Type	2024 Q3	2023 Q3
Industrial ↓	\$50,000.00	\$24,854,858.00
Commercial ↓	\$4,974,639.76	\$14,051,555.50
Institutional ↑	\$6,097,064.00	\$1,370,000.00
Residential ↑	\$451,404,759.46	\$61,205,527.94
All other ↓	\$366,378.00	\$1,185,800.00
<b>Total ↑</b>	<b>\$462,892,841.22</b>	<b>\$102,667,741.44</b>

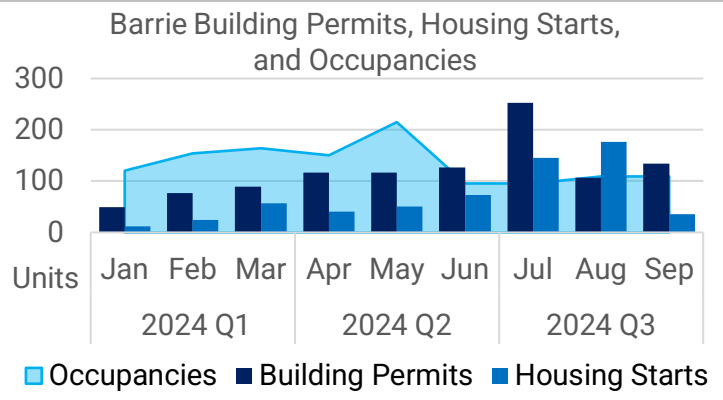


Source: City of Barrie's Building Report

### Barrie Housing Market



	2024 Q3	2023 Q3
<b>Building Permits Issued</b> ↑	493	336
<b>Housing Starts</b> ↑	357	255
<b>Occupancies</b> ↑	314	239
<b>Housing Sales</b> ↓	507	547
<b>Active Listings</b> ↑	2,376	1,732
<b>Average Home Price</b> ↓	\$743,276	\$752,179

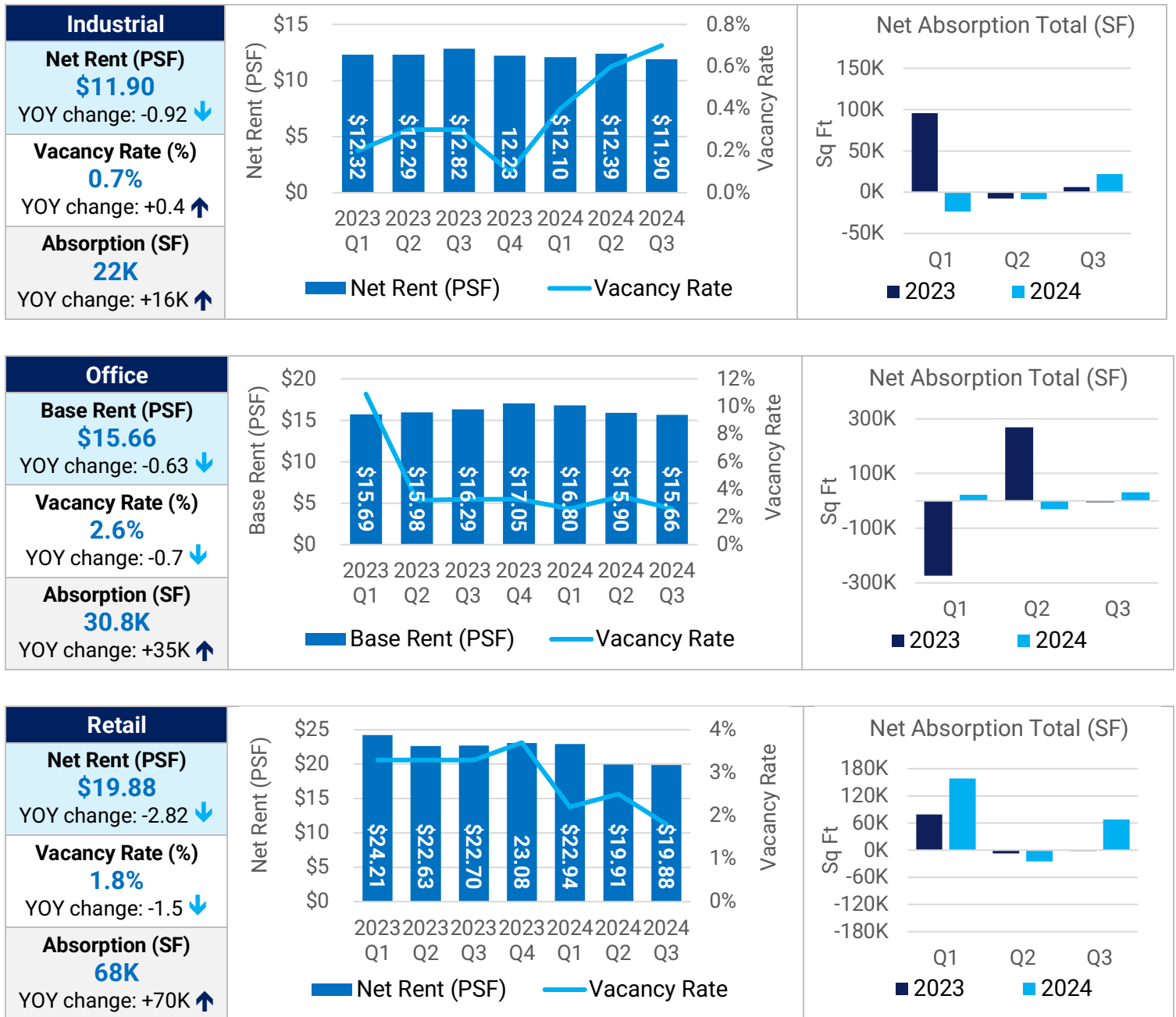


Source: City of Barrie's Building Report and BDAR Statistics

# Barrie Economic Overview

## 2024 Q3

### Barrie Commercial Market



Source: CoStar Analytics (December 2024)

# investbarrie

## Get in Touch

Invest Barrie can introduce you to the resources you need to achieve your business goals.



InvestBarrie  
 @InvestBarrie  
 705-728-9850  
[invest@barrie.ca](mailto:invest@barrie.ca)  
[investbarrie.ca](http://investbarrie.ca)