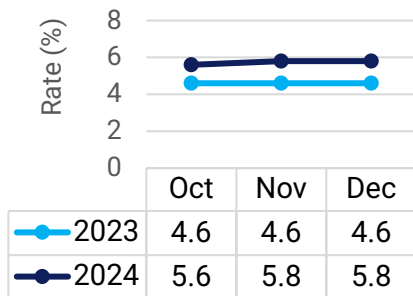


Barrie Economic Overview

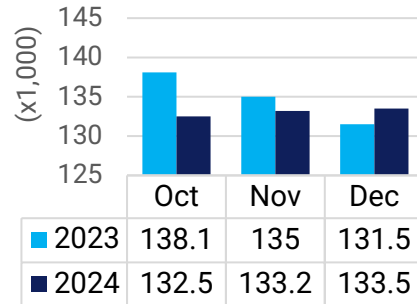
2024 Q4

Barrie CMA Labour Force

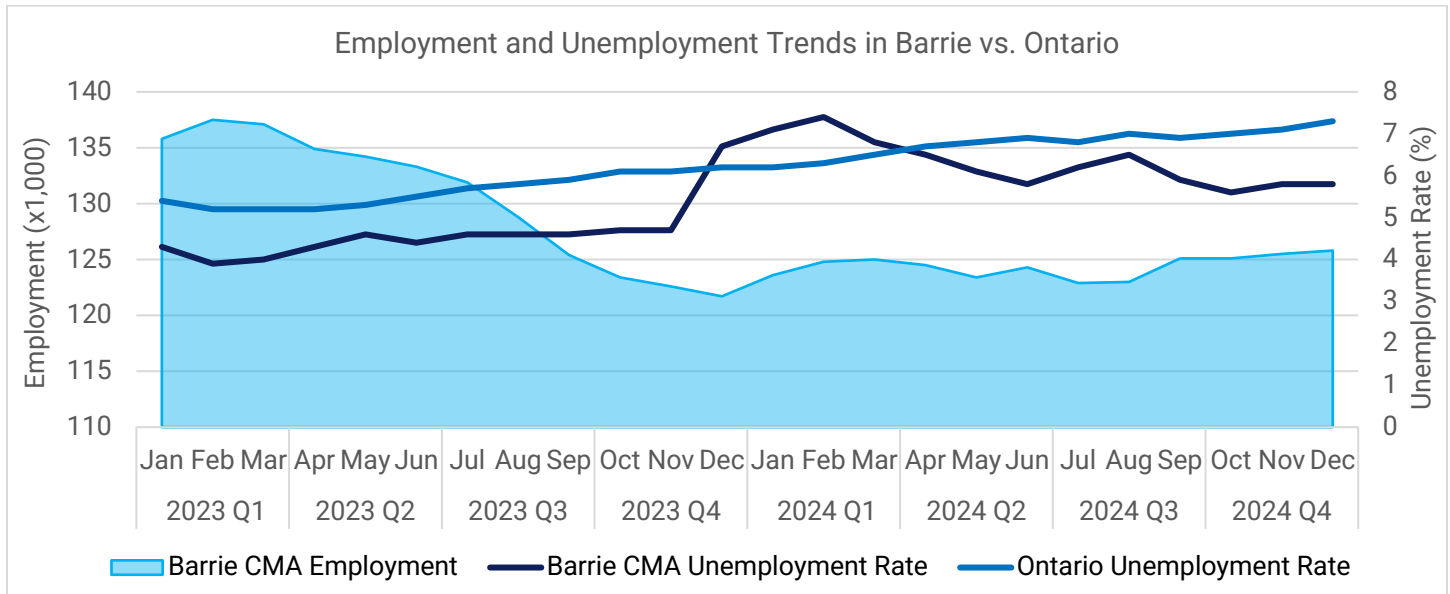
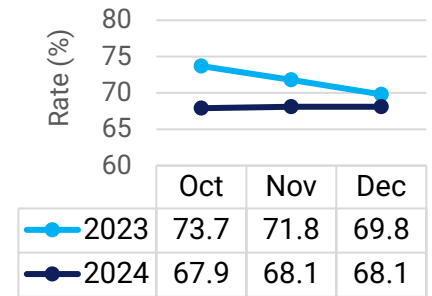
Unemployment Rate



Labour Force



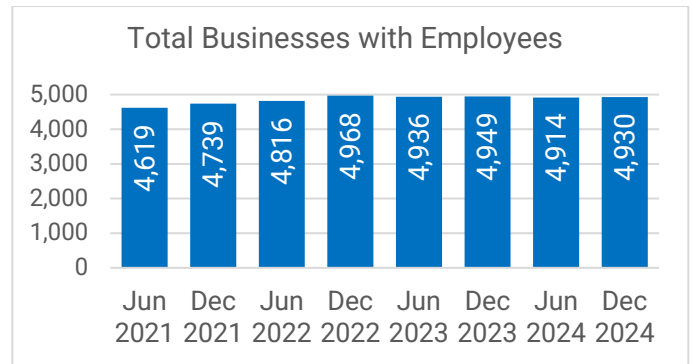
Participation Rate



Source: Statistics Canada, Labour force characteristics, three-month moving average, seasonally adjusted

Barrie Business Counts

Count Type		Dec 2024	Jun 2024
Businesses with Employees	↑	4,930	4,914
1 to 9 Employees	↓	3,477	3,482
10 to 99 Employees	↑	1,356	1,343
100 to 499 Employees	↑	89	81
500+ Employees	↔	8	8



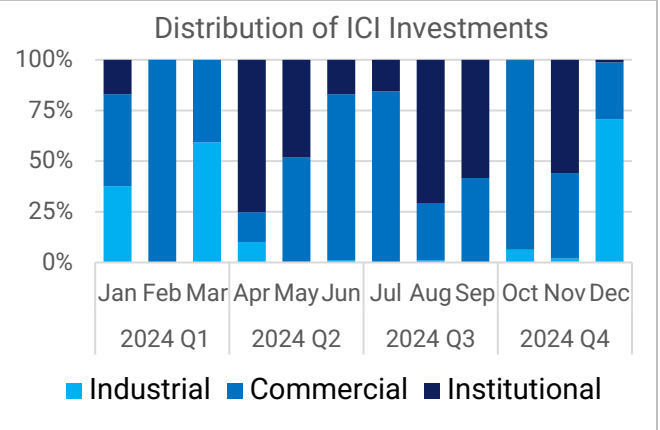
Source: Statistics Canada, Canadian Business Counts (census subdivisions)

Barrie Economic Overview

2024 Q4

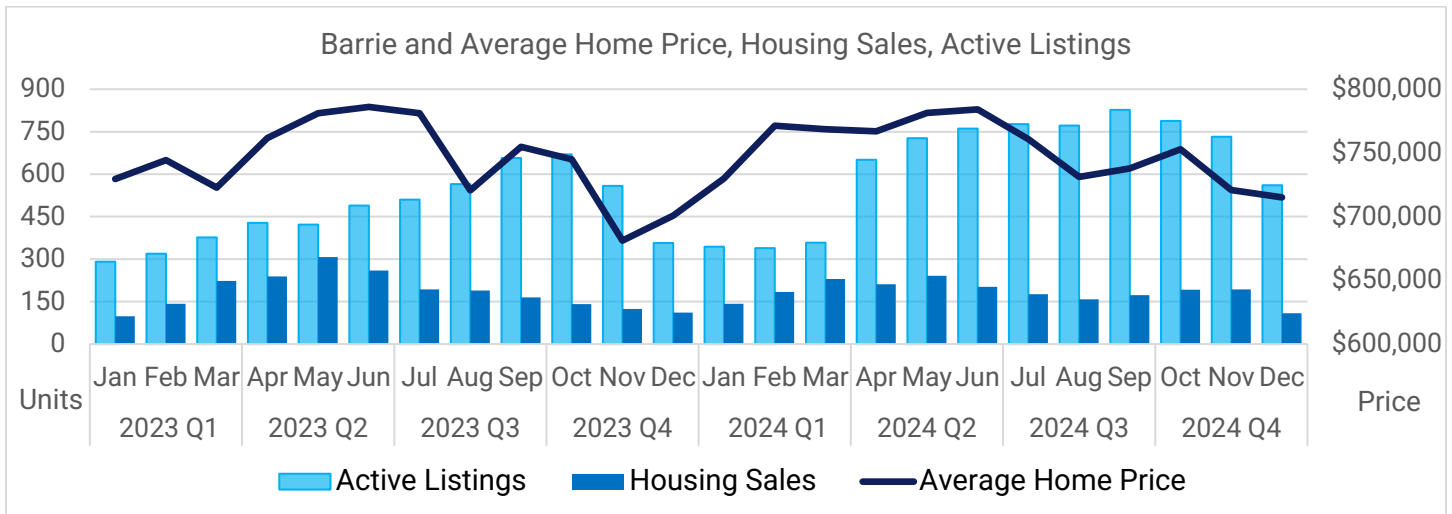
Building Construction Values

Building Type	2024 Q4	2023 Q4
Industrial ↓	\$12,540,444.00	\$29,497,071.00
Commercial ↑	\$42,781,860.00	\$27,847,572.00
Institutional ↑	\$12,576,568.00	\$120,000.00
Residential ↑	\$128,109,012.48	\$112,040,962.78
All other ↑	\$650,946.00	\$626,400.00
Total ↑	\$196,658,830.48	\$170,132,005.78

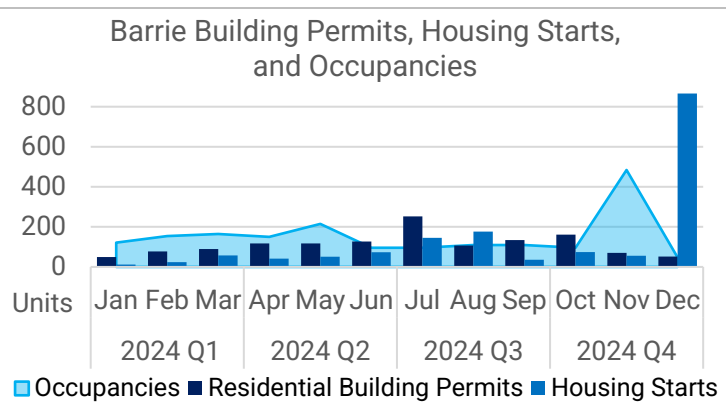


Source: City of Barrie's Building Report

Barrie Housing Market



	2024 Q4	2023 Q4
Building Permits Issued ↓	283	305
Housing Starts ↑	996	208
Occupancies ↑	627	308
Housing Sales ↑	494	376
Active Listings ↑	2,081	1,586
Average Home Price ↑	\$729,593	\$709,017

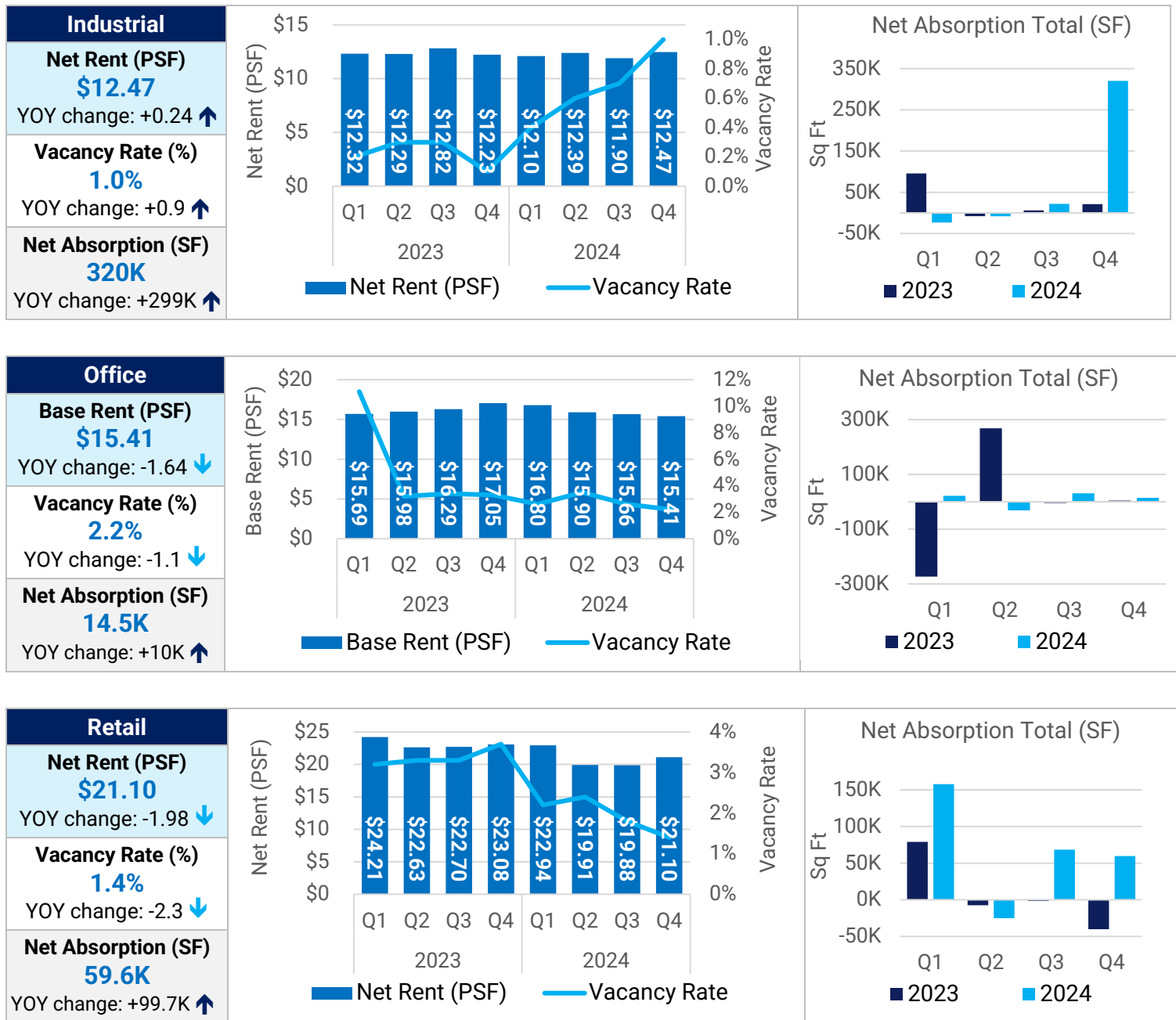


Source: City of Barrie's Building Report and BDAR Statistics

Barrie Economic Overview

2024 Q4

Barrie Commercial Market



Source: CoStar Analytics (March 2025)

investbarrie



Get in Touch

Invest Barrie can introduce you to the resources you need to achieve your business goals.

InvestBarrie

investbarrie.ca

705-728-9850

invest@barrie.ca